

Single Atom Substituents in Copper Surfaces May Adsorb Multiple CO Molecules

Magnus A. H. Christiansen,^{*} Alejandro Peña-Torres, Elvar Ö. Jónsson, and Hannes Jónsson^{*}

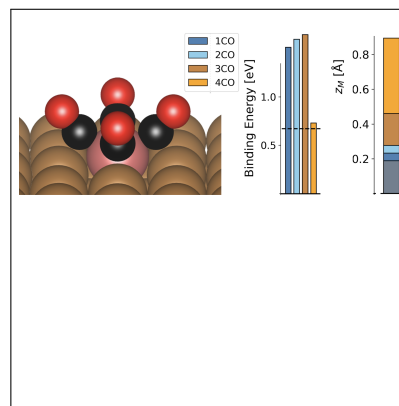
Science Institute and Faculty of Physical Sciences, U. of Iceland, 107 Reykjavík, Iceland

E-mail: mah107@hi.is; hj@hi.is

Abstract

Copper is a good CO₂ electroreduction catalyst as products beyond CO form, but efficiency and selectivity is low. Experiments have shown that admixture of other elements can help, and computational screening studies have pointed out various promising candidates based on the adsorption of a single CO molecule as a descriptor. Our calculations of CO adsorption on surfaces where a first row transition metal atom replaces a Cu atom show that multiple CO molecules, not just one, bind to the substitutional atom. For Fe, Co, and Ni atoms, a decrease in binding energy is found, but the reverse trend, namely increasing bond strength, is found for V, Cr, and Mn and the first three CO molecules. Magnetic moment, charge, and position of the substitutional atom are also strongly affected by the CO adsorption in most cases. Magnetic moment is stepwise reduced to zero, and the outward displacement of the substitutional atom increased.

TOC Graphic



The electrochemical reduction reaction of CO_2 , referred to as CO2RR, is a promising way of converting CO_2 into useful products.^{1,2} Depending on the electrode material, various products can be formed, *e.g.*, formic acid, CO and further reduced products including methane and even C_2 products, such as ethylene (see, for example, Rhimi et al.³ for a recent review). Remarkably, more ethylene than C_1 products are formed at the Cu(100) surface for a certain range of applied voltage.⁴ A two parameter descriptor based on the binding energy of a CO ad molecule and of an H adatom on the surface of the catalyst has been proposed as a measure for predicting the products formed in CO2RR.^{5,6}

Copper electrodes are particularly promising as the CO intermediate binds strongly enough to the surface to become reduced further while the coverage of hydrogen is low enough for the hydrogen evolution reaction not to dominate when the magnitude of the applied voltage is in the right window. Formation of formate is a competing reaction path that terminates as the anion is repelled from the negatively charged electrode surface.⁷ The efficiency and selectivity for specific products needs to be improved, though, in order for the process to become economical.

There have been reports of experiments where improved efficiency and/or selectivity is obtained by adding other elements as substitutional impurities, for example, cobalt^{8,9} and nickel.¹⁰ Even with low surface concentration of the added element, the reaction pathway and overpotential needed for CO2RR can be modified substantially. Such copper based surfaces with small amount of substitutional impurities can be regarded as examples of a wider class of catalysts referred to as single atom alloys (SAAs) where individual atoms of more reactive element, such as Pt, Fe, Co or Ni, are embedded in a matrix of a less reactive element, copper in the present case.¹¹⁻¹³

In an effort to search for better CO2RR electrocatalysts, the adsorption energy of a CO molecule on the surface has been used as a key indicator and the calculations typically carried out using density functional theory (DFT) (see,

for example, Liu et al.¹⁴). From a large number of such calculations, machine learned models are being developed for predicting the adsorption energy of a CO molecule on copper surfaces modified by introducing a wide range of other elements.¹⁵ Following the Sabatier principle, a good catalyst should have the right balance between keeping the intermediates on the surface and releasing the products. The binding of a CO molecule is taken to be a good descriptor for any intermediate where a C atom binds to the surface, such as for example OCOH, COH and CH_3 , and the search for a better CO2RR catalyst has therefore focused on finding the optimal value for the binding energy of a single CO molecule on the catalyst surface.

There are, however, some indications that more than one CO molecule can adsorb on a transition metal substitutional atom in a copper surface. Adsorption of two CO molecules has been experimentally observed for Cu surfaces doped with either Co¹⁶ or with Rh¹⁷ and this has been supported by DFT calculations. This indicates that in order to apply the Sabatier principle correctly and assess the catalytic performance, one needs to consider the adsorption of whatever number of CO molecules expected to be present under reaction conditions, not just the adsorption of the first CO. It is then more likely that the binding energy of the last adsorbed CO molecule on the substitutional atom will be a useful descriptor of the CO2RR catalytic performance.

Here, the adsorption of multiple CO molecules on substitutional atoms from the first row of transition metals left of copper in the periodic table are studied using DFT calculations for Cu(100) and Cu(111) surfaces. The structure and energy for up to four CO ad molecules are found and in some cases the 4th CO ad molecule binds more strongly on the substitutional atom than on the pure copper surface. This shows that it is essential to consider the binding of multiple CO molecules in order to assess CO2RR catalytic performance. Various properties such as magnetic moment, charge transfer and outward displacement of the substitutional atom are strongly affected by the CO adsorption. In a broader context,

our results can be relevant for SAA catalysts of other reactions in that one should be careful to consider the possibility of multiple ad molecules binding to the same site.

Figure 1 shows the structure obtained when a vanadium atom is placed in the Cu(100) surface layer and up to 4 CO molecules bind to it. Even the fourth CO molecule binds more strongly to the V atom than to the clean Cu(100) surface. However, on the Cu(111) surface the 4th CO molecule is bound weaker on the V atom than on the clean Cu surface.

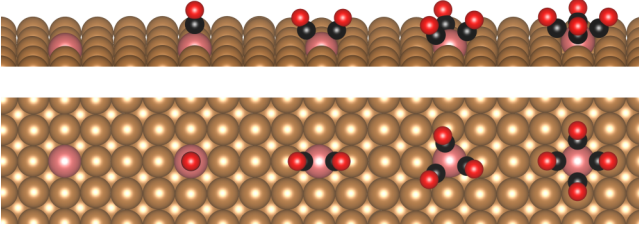


Figure 1: Minimum energy structure of the Cu(100) surface where one of the Cu atoms has been replaced with a V atom (pink) and then 1, 2, 3 and 4 CO molecules adsorbed on the V atom (O atom red, C atom black). Even the fourth CO molecule is bound more strongly to the V atom than on the pure Cu(100) surface.

Figure 2(a) shows the calculated differential binding energy, $E_{b-n^{th} CO/M@Cu}$ (see Methods), for CO on Sc, Ti, V, Cr, Mn, Fe, Co and Ni substitutional atom in Cu(100). Analogous results for Cu(111) are shown in Figure 2(b). The binding energy of a single CO molecule on the corresponding pure Cu surface is shown for comparison. The differential binding energy gives the change in the total energy as the n^{th} CO molecule coming from the gas phase adsorbs on the substitutional atom with $n-1$ CO molecules present already. The differential binding energy in most cases depends strongly on the number of CO ad molecules.

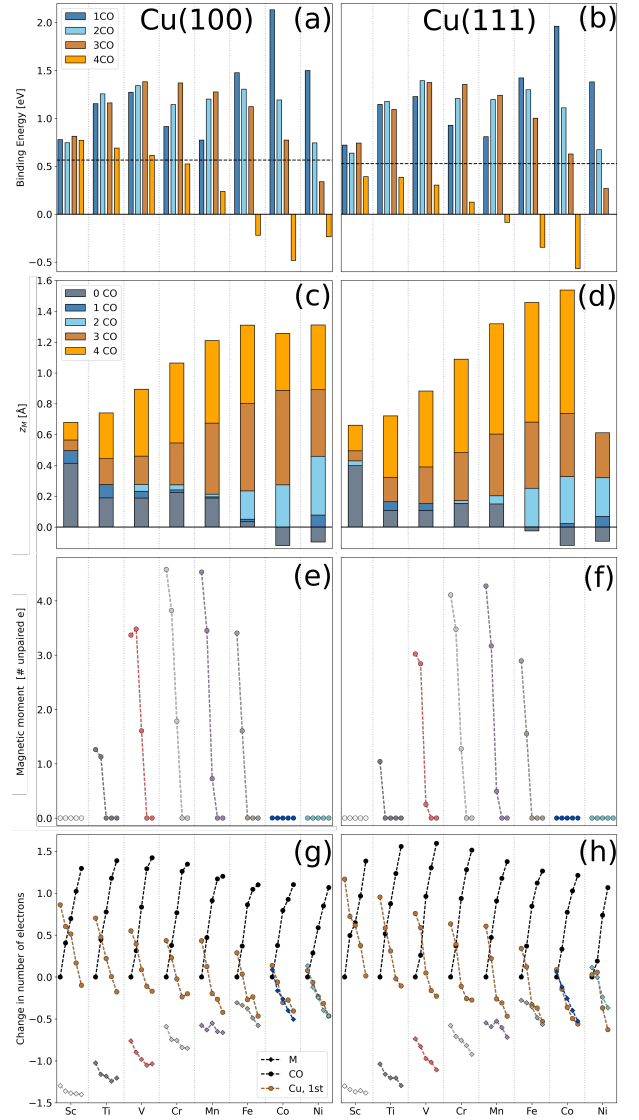


Figure 2: Left: Cu(100). Right: Cu(111). (a,b): Differential binding energy, $E_{b-n^{th} CO/M@Cu}$, of a CO molecule adsorbed on a substituent atom, M. Up to 4 CO molecules are adsorbed on a single M atom. The black dashed lines indicate the binding energy of a CO molecule on the pure copper surfaces. (c,d): Position of the M atom with respect to the surface plane (z -coordinate) when no and up to 4 CO molecules are adsorbed. (e,f): Total magnetic moment of the simulated system, $(CO)_n-M@Cu$, indicating the number of unpaired electrons. (g,h): Change in the number of electrons associated with the M atom, the first neighbouring surface Cu atoms, and CO molecules adsorbed on M for varying number of adsorbed CO molecules, based on Bader analysis.

For Fe, Co and Ni, the differential binding energy decreases as more CO molecules are adsorbed. This is the expected trend, the more bonds are formed to a given atom, the weaker each bond is. For both the (111) and (100) facets, the Fe and Co atoms can bind three CO molecules more strongly than the pure copper surface. While there is a local minimum on the energy surface for the adsorption of a 4th molecule, the energy of the system is lowered by placing the molecule on the copper surface far from the substitutional atom. For Ni, 2 CO molecules adsorb more strongly than on the pure copper surface. The variation in differential binding energy is particularly large for Co and Ni, where the second CO molecule has nearly 1 eV lower binding energy than the first one.

An opposite trend is found for the differential binding energy on Cr and Mn atoms, as it increases for the first three CO molecules. This is unusual. The 4th CO binds less strongly than on the pure copper surface. An analysis of the electronic structure changes associated with the CO adsorption are discussed below. For Sc, Ti and V the differential binding energy is rather constant for the first three CO ad molecules, but decreases for the 4th one. Sc on the Cu(100) surface is an exception in that all four CO molecules have similar binding energy. The Sc, Ti and V atoms in a Cu(100) surface are special in that the 4th CO ad molecule binds more strongly than on the pure copper surface.

The substitutional atoms are displaced outwards with respect to the surface plane as the CO molecules adsorb. This is shown in Figures 2(c) and (d) for the Cu(100) and Cu(111) surfaces, respectively. The position of the substitutional atom in the direction normal to the surface with respect to the average position of the Cu atoms in the surface layer of the M@Cu system is displayed. Sc being the largest of the first row transition metal atoms, it is displaced outwards by 0.4 Å even in the absence of CO ad molecules. The adsorption of CO increases the displacement only slightly, by *ca.* 0.1 Å, except for the second CO ad molecule. On the other end of the sequence, the Co and Ni atoms are

relatively smaller and they are *ca.* 0.1 Å lower than the surface Cu atoms in the absence of CO. In all cases, the adsorption of CO leads to outward displacement of the substitutional atoms. As the 4th CO molecule is adsorbed, the outward displacement can be greater than 1.5 Å. We note that it is in some cases important to first displace the substitutional atom outwards as a new CO molecule is added before carrying out local energy minimization in order to find the global or local energy minimum corresponding to the increased number of CO ad molecules.

The calculated magnetic moment, indicating the number of unpaired d-electrons, is shown in figures 2(e) and (f). As the number of CO ad molecules increases, the magnetic moment in most cases decreases strongly. The reason for this appears to be a shift in the energy of the d-orbitals of the substitutional atoms as the CO molecules adsorb. This is to be expected since CO is a strong ligand. For Sc, Co and Ni the magnetic moment is zero and remains unchanged. The transfer of electrons is estimated using Bader analysis and the results shown in figures 2(g) and (f). Electrons get transferred to the CO ad molecules, mainly from the adjacent Cu atoms but also from the substitutional atom. This electron transfer likely contributes also to the changes in the magnetic moment.

The calculated results presented here show that several CO molecules can be bound to a first row transition metal substituent atom in (111) and (100) copper surfaces. The differential binding energy varies in most cases significantly as more CO molecules are adsorbed. This means that the binding of a single CO molecule is not likely to be a good descriptor for CO₂RR activity. Copper is known to be a good electrocatalyst for CO₂ reduction because the affinity for ad molecules is just about right, strong enough for the CO to remain on the surface at room temperature while the binding of H-adatoms is weak enough for the hydrogen evolution reaction not to dominate.⁵ The C-C bond formation is known to be particularly efficient on Cu(100) and an interesting question is the possible reaction of a CO bound to a substitutional atom with a CO molecule bound on nearby sites formed by Cu atoms. By analogy,

only the rather weakly bound CO molecules on the substitutional atoms are most likely to react to form C_2 products. The strongly bound CO molecules are unlikely to be reactive.

For the Cu(100) surface, it is the 4th CO molecule on Ti, V or Cr that has differential binding energy close to that of CO on the pure Cu(100). The 3rd CO molecule on Co and the 2nd on Ni are close but bind a bit too strongly, as well as all CO molecules adsorbed on Sc. None of the CO molecules adsorbed on an Mn or Fe substitutional atom have differential binding energy in the right range. The first CO bound to Mn is only a bit too strongly bound, but the second and third CO molecules bind so strongly that the most stable situation is three strongly bound and chemically inactive CO ad-molecules. For the Cu(111) surface, only the 3rd CO molecule on Co and the 2nd on Ni have differential binding energy close to that of the pure copper surface. A stable structure with four CO molecules bound to the Ni atom in Cu(111) was not found.

The anomalous trend of increasing differential binding energy as additional CO molecules are adsorbed on Ti, V, Cr, and Mn substitutional atoms seems to be associated with changes in the magnetic moments, namely a reduction in the number of unpaired electrons. The non-magnetic Sc, Co and Ni substitutional atoms in the copper surfaces show the expected trend of decreasing differential binding energy as the number of CO molecules is increased. A more detailed analysis of the bonding and electronic structure is called for to get a better understanding of these results.

The large outward displacement of the substitutional atoms as 3 and even 4 CO molecules are adsorbed, on the order of an Ångström, raises the question whether the substitutional atom may leave the surface altogether as a carbonyl complex. This is an important issue as the stability of electrocatalysts is equally important as efficiency. Again, further studies of this are in order and will be the subject of later reports.

The sites on the copper surface in the vicinity of the substitutional atom can also be modified as compared to analogous sites on a pure

surface. This in itself could lead to changes in CO2RR activity even if none of the CO molecules adsorbed on the substitutional atom are active. This requires additional calculations and will be addressed in later studies.

The main outcome of the studies presented here is a warning that should be kept in mind in the large computational effort now being invested in a search for an improved CO2RR catalyst by adding a minority component to copper, and in studies of SAA catalysts in general. The binding energy of a single CO molecule on a transition metal substitutional atom in a copper surface is not likely to be a good descriptor for CO2RR activity. Multiple CO molecules can be bound, in most cases too strongly to be reactive. The 3rd or even the 4th CO molecule adsorbed on the substitutional atom is more likely to be reactive than the first one. In some cases the differential binding energy increases as more CO molecules are adsorbed, unlike the usual trend of bonds weakening as more bonds are formed. The reason for this appears to be related to the magnetic properties, i.e. reduction in the number of unpaired electrons.

Methods

The calculations were carried out using spin-polarized density functional theory (DFT).¹⁸ A plane-wave basis set with 450 eV cut-off energy was used to represent the valence electrons, in a gamma-centered k-point grid of $4 \times 4 \times 1$, while the effect of the inner electrons was included using the projector augmented wave (PAW) approach.¹⁹ The revised Perdew-Burke-Ernzerhof (RPBE) functional approximation²⁰ was used as it is parametrized to give quite good agreement between calculated and measured energy of molecular adsorption on solid surfaces. The binding energy of a CO molecule on the clean Cu(100) and Cu(111) surfaces was found to be 0.57 eV and 0.53 eV, as compared with the experimental values of 0.53 eV and 0.49 eV.²¹ The calculated lattice constant of copper crystal comes out to be 3.70 Å, 2% larger than the experimental value.

The minimization of the energy is carried out

using a conjugate gradient optimizer until the magnitude of all atomic forces has dropped below 0.01 eV/Å. The electronic structure optimization is carried out until self-consistency is reached at a level of 10^{-6} eV. The calculations are carried out using the Vienna *ab initio* simulation package (VASP).^{22,23}

The substitutional atom is referred to as M and the copper surface with a substitutional atom is referred to as M@Cu. In order to find the energy minimum for more than one CO molecule adsorbed on the substitutional atom, it sometimes needs to be lifted higher above the surface plane before applying local minimization of the energy with respect to atom coordinates. A comparison is then made with the energy of the system when the added CO molecule is placed on a pure copper surface so as to determine whether adsorption on the substitutional atom is preferable.

The differential binding energy, i.e. energy gain/cost of adding the n^{th} CO molecule coming from the gas phase, is calculated as

$$E_{\text{b-}n^{\text{th}} \text{ CO/M@Cu}} = E_{(\text{CO})_n/\text{M@Cu}} - E_{(\text{CO})_{n-1}/\text{M@Cu}} - E_{\text{CO}},$$

where E_{CO} is the energy of an isolated CO molecule, and $E_{(\text{CO})_n/\text{M@Cu}}$ is the values obtained for the total energy of the M@Cu surface with n CO molecules adsorbed. The energy of the converged $(\text{CO})_n/\text{M@Cu}$ structures depends on the configuration of the CO molecules, with some surfaces having energy minimas for the CO molecules either point towards the hollow sites, bridge sites, or pointing away perpendicular from the surface. All these configurations were considered with the initial structures of the structural optimization calculations.

The charge on the atoms was estimated using the Bader definition²⁴ implemented using a grid approach.²⁵

Acknowledgement This work was funded by the Icelandic Research Fund (grant no. 207283-053) and the EU’s Horizon 2021 programme under the Marie Skłodowska-Curie Doctoral Networks (MSCA-DN) grant agreement No 101072830 (ECOMATES). We thank Giancarlo Cicero, Kuber Rawat and Kun Zhao for helpful discussions. Views and opinions ex-

pressed are those of the authors and do not necessarily reflect the official policy or position of the European Union or the Granting Authority, and neither can be held responsible for them.

References

- (1) Hori, Y.; Takahashi, I.; Koga, O.; Hoshi, N. Selective Formation of C2 Compounds from Electrochemical Reduction of CO₂ at a Series of Copper Single Crystal Electrodes. *J. Phys. Chem. B* **2002**, *106*, 15–17.
- (2) Hori, Y.; Takahashi, I.; Koga, O.; Hoshi, N. Electrochemical Reduction of Carbon Dioxide at Various Series of Copper Single Crystal Electrodes. *J. Mol. Catal. A Chem.* **2003**, *199*, 39–47.
- (3) Rhimi, B.; Zhou, M.; Yan, Z.; Cai, X.; Jiang, Z. Cu-Based Materials for Enhanced C2+ Product Selectivity in Photo-/Electro-Catalytic CO₂ Reduction: Challenges and Prospects. *Nano-Micro Lett.* **2024**, *16*, 64.
- (4) Schouten, K. J. P.; Qin, Z.; Pérez Gallent, E.; Koper, M. T. M. Two Pathways for the Formation of Ethylene in CO Reduction on Single-Crystal Copper Electrodes. *J. Am. Chem. Soc.* **2012**, *134*, 9864–9867.
- (5) Hussain, J.; Jónsson, H.; Skúlason, E. Calculations of Product Selectivity in Electrochemical CO₂ Reduction. *ACS Catal.* **2018**, *8*, 5240–5249.
- (6) Bagger, A.; Ju, W.; Varela, A. S.; Strasser, P.; Rossmeisl, J. Electrochemical CO₂ Reduction: Classifying Cu Facets. *ACS Catal.* **2019**, *9*, 7894–7899.
- (7) Van den Bossche, M.; Rose-Petruck, C.; Jónsson, H. Competing HCOOH and CO Pathways in CO₂ Electroreduction at Copper Electrodes: Calculations of Voltage Dependent Activation Energy. *J. Phys. Chem. C* **2021**, *125*, 13802–13808.

- (8) Bernal, M.; Bagger, A.; Scholten, F.; Sinev, I.; Bergmann, A.; Ahmadi, M.; Rossmeisl, J.; Cuenya, B. CO₂ Electrorreduction on Copper-Cobalt Nanoparticles: Size and Composition Effect. *Nano Energy* **2018**, *53*, 27–36.
- (9) Yan, Y.; Zhao, Z.; Zhao, J.; Tang, W.; Huang, W.; Lee, J.-M. Atomic-Thin Hexagonal CuCo Nanocrystals with d-band Tuning for CO₂ Reduction. *J. Mater. Chem. A* **2021**, *9*, 7496–7502.
- (10) Xu, C.; Vasileff, A.; Jin, B.; Wang, D.; Xu, H.; Zheng, Y.; Qiao, S. Graphene-Encapsulated Nickel-Copper Bimetallic Nanoparticle Catalysts for Electrochemical Reduction of CO₂ to CO. *ChemComm* **2020**, *56*, 11275–11278.
- (11) Hannagan, R. T.; Giannakakis, G.; Flytzani-Stephanopoulos, M.; Sykes, E. C. H. Single-Atom Alloy Catalysis. *Chem. Rev.* **2020**, *120*, 12044–12088.
- (12) Réocreux, R.; Stamatakis, M. One Decade of Computational Studies on Single-Atom Alloys: Is in Silico Design within Reach? *Acc. Chem. Res.* **2022**, *55*, 87–97.
- (13) Schumann, J.; Stamatakis, M.; Michaelides, A.; Réocreux, R. Ten-Electron Count Rule for the Binding of Adsorbates on Single-Atom Alloy Catalysts. *Nat. Chem.* **2024**, 1–6.
- (14) Liu, T.; Song, G.; Liu, X.; Chen, Z.; Shen, Y.; Wang, Q.; Peng, Z.; Wang, G. Insights into the Mechanism in Electrochemical CO₂ Reduction over Single-Atom Copper Alloy Catalysts: A DFT Study. *iScience* **2023**, *26*, 107953.
- (15) Salomone, M.; Fiorentin, M. R.; Risplendi, F.; Raffone, F.; Sommer, T.; García-Melchor, M.; Cicero, G. Efficient Mapping of CO Adsorption on Cu_(1-x)M_x Bimetallic Alloys via Machine Learning. *ChemRxiv*, December 11, 2023 ver. 1. DOI: 10.26434/chemrxiv-2023-kc7s7 (accessed 2024-04-29).
- (16) Eren, B.; Torres, D.; Karshoğlu, O.; Liu, Z.; Wu, C. H.; Stacchiola, D.; Bluhm, H.; Somorjai, G. A.; Salmeron, M. Structure of Copper–Cobalt Surface Alloys in Equilibrium with Carbon Monoxide Gas. *J. Am. Chem. Soc.* **2018**, *140*, 6575–6581.
- (17) Wang, Y.; Schumann, J.; Happel, E. E.; Çınar, V.; Sykes, E. C. H.; Stamatakis, M.; Michaelides, A.; Hannagan, R. T. Observation and Characterization of Dicarbonyls on a RhCu Single-Atom Alloy. *J. Phys. Chem. Lett.* **2022**, *13*, 6316–6322.
- (18) Kohn, W. Nobel Lecture: Electronic Structure of Matter—Wave Functions and Density Functionals. *RMP* **1999**, *71*, 1253–1266.
- (19) Blöchl, P. E. Projector Augmented-Wave Method. *Phys. Rev. B* **1994**, *50*, 17953–17979.
- (20) Hammer, B.; Hansen, L. B.; Nørskov, J. K. Improved Adsorption Energetics within Density-Functional Theory Using Revised Perdew-Burke-Ernzerhof Functionals. *Phys. Rev. B* **1999**, *59*, 7413–7421.
- (21) Vollmer, S.; Witte, G.; Wöll, C. Determination of Site Specific Adsorption Energies of CO on Copper. *Catal. Lett.* **2001**, *77*, 97–101.
- (22) Kresse, G.; Furthmüller, J. Efficient Iterative Schemes for Ab Initio Total-Energy Calculations Using a Plane-Wave Basis Set. *Phys. Rev. B* **1996**, *54*, 11169–11186.
- (23) Kresse, G.; Joubert, D. From Ultra-soft Pseudopotentials to the Projector Augmented-Wave Method. *Phys. Rev. B* **1999**, *59*, 1758–1775.
- (24) Bader, R. *Atoms in Molecules: A Quantum Theory*; Oxford University Press, New York, 1990.

- (25) Henkelman, G.; Arnaldsson, A.; Jónsson, H. A Fast and Robust Algorithm for Bader Decomposition of Charge Density. *Comput. Mater. Sci.* **2006**, *36*, 354–360.