

# Automatic Retrieval-augmented Generation of 6G Network Specifications for Use Cases

Yun Tang, Weisi Guo

**Abstract**—6G Open Radio Access Networks (ORAN) promises to open data interfaces to enable plug-and-play service Apps, many of which are consumer and business-facing. Opening up 6G access lowers the barrier to innovation but raises the challenge that the required communication specifications are not fully known to all service designers. As such, business innovators must either be familiar with 6G standards or consult with experts. Enabling consistent, unbiased, rapid, and low-cost requirement assessment and specification generation is crucial to the ORAN innovation ecosystem.

Here, we discuss our initiative to bridge service specification generation gaps between network service providers and business innovators. We first review the state-of-the-art and motivation in 6G plug-and-play services and capabilities, potential use cases, and relevant advances in Large Language Models (LLMs). We identify an ample innovation space for hybrid use cases that may require diverse and variational wireless functionalities across its operating time. We show that the network specification can be automated and present the first automatic retrieval-augmented specification generation (RAG) framework for 6G use cases. To enable public acceptance and feedback, a website interface is also published for the research and industrial community to experiment with the RAG framework. We hope this review highlights the need and the emerging foundation models that advance this area and motivate researchers to engage with the framework.

**Index Terms**—6G, LLM, Retrieval-augmented Generation

## I. INTRODUCTION

THE future generation (6G) of communication networks are envisioned to push the boundary of networking and computation capabilities, supporting cutting-edge services such as Hyper-reliable Low-Latency Communication, Massive Communication and Ubiquitous Connectivity [1], [2]. One major proposed area is the opening up of data interfaces in the Radio Access Network. Open RAN (ORAN) is designed to enable innovators to design both non-real-time (rApp) and real-time applications (xApps) [3]. The ORAN ecosystem enables a wide range of internal RAN management and external B2B services for diverse use cases, allowing start-ups and smaller enterprises to innovate in the 6G ecosystem [4], [5].

The open challenge is that some innovators may not understand the detailed 6G network specifications available based on their business needs. Each use case may have several sub-tasks that require different 6G network specifications. Traditionally, the designer of these use cases would need to seek in-house or external consultancy with telecommunication experts (e.g.,

Ericsson). However, this can prove costly, incur delays, and may get variational advice. This may deter many innovators.

On the other hand, the network service providers must thoroughly consider the specific use cases and their networking specifications when planning the optimal allocation of network infrastructures (edge nodes, fog nodes, and base stations) and resources (bandwidth, data rate, and reliability). While existing use case dictionaries categorize common use cases [2] based on the predominant network specifications (e.g., the use case *telemedicine* is often placed under *hyper-reliable low-latency communication* category), the emergence of hybrid or rare use cases with mixed or dynamic service specifications poses open challenges.

From the use case innovator's point of view, an automated process of identifying the appropriate balance of network specifications based on the use case description and the current accessible networking capabilities would aid in the innovation and development of user applications. Meanwhile, from the network operator or service provider's point of view, a collection of concrete use cases with comprehensive network service specifications would also significantly benefit the implementation of resource management plans.

Addressing the demand above and considering the diverse and dynamic nature of the networked use cases, this article presents our initiative to construct a public interface for the design of future ORAN services, leveraging the power of retrieval-augmented generation (RAG). Specifically, we first review the potential 6G use cases, corresponding network service specifications, and the limitations of the current specification descriptions (Section II). Then, we review the state-of-the-art (SOTA) LLMs and their applications in specifying technical requirements and in assisting the deployment of 6G services (Section III). Informed by the literature review, we design a crowd-sourced knowledge database of use cases with their specifications that powers a RAG framework to enable automatic use case extraction and specification generation in 6G (Section IV).

## II. 6G CAPABILITIES, SERVICES AND USE CASES

### A. 6G Network Capabilities

As discussed in the IMT 2030 standard [1] (Fig. 1) and many other literature, 6G is envisioned to excel in many networking capabilities compared to precedent generations, specifically:

- **Peak data rate:** The highest data rate achievable per device can be up to 200 Gbit/s.

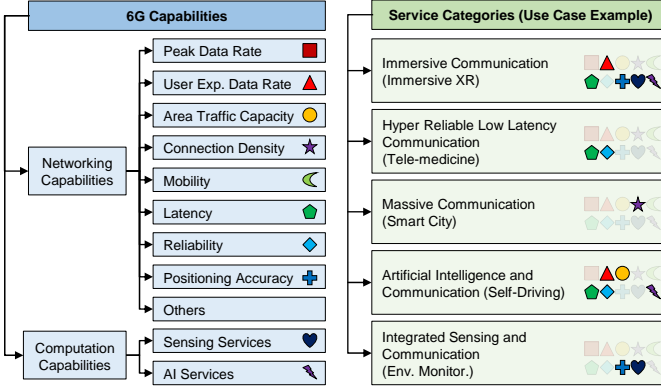


Fig. 1. 6G network capabilities and service categories with a use case example and primary network capability specifications highlighted. Adapted from [1].

- User experienced data rate: ubiquitously available data rate per device can be up to 500Mbit/s.
- Area traffic capacity: total traffic throughput per geographic area can be up to 50 Mbit/s/m<sup>2</sup>.
- Connection density: total number of connected devices per unit area can be up to 10<sup>8</sup> devices/km<sup>2</sup>.
- Mobility: the maximum speed with defined QoS can be up to 1000 km/h.
- Latency: the minimum latency over the air interface can be as small as 0.1 ms.
- Reliability: the probability for successfully transmitting a predefined amount of data within a predetermined time duration can be as high as  $1 - 10^{-7}$ .
- Positioning accuracy: the approximated position of connected devices can be as accurate as 1 cm.
- Other: details of other non-user-facing capabilities such as spectrum efficiency can be found in the standard [1].

In addition to the enhanced networking capabilities, we will in future (see Section V) also include 6G capabilities in AI, privacy, security, and sensing.

### B. B2B 6G Services and Use Cases

The major driving forces pushing the capability boundaries are the use cases. Different use cases demand different sets of networking capabilities. Although it might be uncommon, if not infeasible, for a single use case to have the highest requirement in every specification facet, it is pretty common to have a group (i.e., a service category) of use cases sharing the same specification pattern, as shown in Fig. 1, where the service categories are often named by the predominant capability specifications. For example, the *Immersive Communication* category contains use cases such as immersive XR and holographic telepresence requiring the transmission of high-resolution video, audio, holograms or haptic-type data and accurate position/gesture estimations at real-time latency. As a result, the use cases of this category share the same specification pattern of high data rate, high positioning accuracy, and real-time low latency. In contrast, the use cases of the *Massive Communication* category highly depend on the connection density with relatively softer latency and reliability constraints.

Such a high-level categorization helps identify the most stringent network service requirements for a particular use case. However, mapping a use case with a single fixed requirement pattern, as shown in Fig. 1, would hinder optimal networking and computation resource allocation due to the limitations below.

**Limitation 1: Disregard for Functional Diversity** New use cases may arise which do not belong to any specific category but, instead, have hybrid specification patterns as a single use case often initiates multiple wireless connections for different functionalities. For example, an autonomous vehicle may have one *integrated sensing and communication* connection with edge nodes for collaborative sensing, one *hyper-reliable low-latency communication* connection with surrounding traffic participants for collaborative motion planning and another regular connection for occasional system monitoring. It would be a waste of resources if the monitoring function shared the same hyper-reliable, low-latency connection channel.

**Limitation 2: Disregard for Temporal Diversity** networking specifications may vary over time as new functional connections arise during the use case life-cycle. Take the autonomous driving use case, for example. An ad hoc *immersive communication* connection with a remote fallback operator may be established upon encountering emergencies with entirely different networking specifications from the existing connections above. Such temporal diversity requires dynamic reallocation of networking resources in real-time for optimal QoS and economy and hence demands due consideration as well.

### C. Native Services in ORAN

It is expected that many of the native services will be implemented as xApps or rApps in the ORAN, with the primary goal of optimizing the networking resources based on the real-time use case specifications. xApps are installed on near real-time RAN intelligent controllers (Near-RT RIC) and perform sub-second network optimization tasks such as connection management [6] interference management [7], and security [8]. On the other hand, rApps are installed on non-real-time RIC (Non-RT RIC) and focus on broader network management strategy and longer-term network planning [9]. Regardless of the implemented optimization algorithms, whether pre-fixed control policies from look-up tables or ML/AI techniques, we identify the following limitation during the current O-RAN App development phase.

**Limitation 3 Limited sharing of training data** The training data of the O-RAN app optimization algorithms are often designed and trained offline using similar synthetic or out-of-date data. Such a lack of up-to-date references hinders the training process of those network optimization algorithms. As a result, early-phase deployment will have to focus on continuous learning, which can lead to poor performance for early adopter users.

## III. LLMs AND 6G

### A. SOTA LLMs

LLMs have garnered widespread adoption across numerous application domains due to their extensive embedded

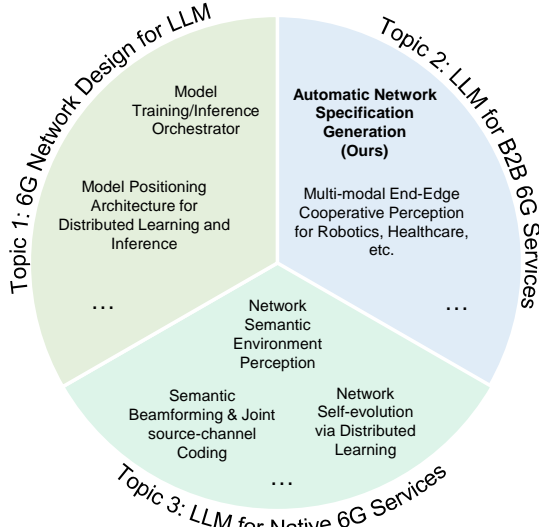


Fig. 2. Review of application topics of LLM in 6G.

knowledge, flexible prompt engineering interface, and superior logical reasoning capabilities. New LLMs are developed and released almost weekly. For general language tasks, the commonly regarded SOTA LLMs are ChatGPT 4 Turbo, Claude 3 Opus, Llama 3 (70B), Gemini 1.5 Pro, Mistral Large, Mistral 8x22B, Claude 3 Haiku, Mistral 8x7B, GPT 3.5 Turbo, Gemini 1.0 Pro and Llama 2 70B, demonstrating exceptional capabilities across various benchmarks<sup>1</sup>. Worth noting is that, as transformers, they can also convert language requirements/prompts into mathematical specifications, such as temporal logic. One recent example is *nl2spec* [10], a framework for applying LLMs to derive formal specifications in temporal logic from unstructured natural language. Through fine-tuning and a human-in-the-loop, it can pave a pathway towards being compliant with IEEE property specification language (PSL), Signal Temporal Logic (STL), or System Verilog Assertions.

### B. LLM and 6G

Researchers have made efforts to harness the power of LLMs in the era of 6G networks. As shown in Fig. 2, there are three main application topics:

**Topic 1: 6G Network Design for LLMs** where the architecture of the 6G network is explicitly customised for embedding LLMs. For example, [11] envisioned a 6G mobile edge computing (MEC) architecture consisting of three main components including *network management* where a central controller gathers global network knowledge and orchestrates model training/inference across the edge nodes, *edge model caching* where LLM models are cached at edge nodes instead of being downloaded from the cloud for faster delivery to RAN nodes, and techniques such as distributed learning and split inference are discussed to enable training and inference at RAN nodes with limited computation resources.

<sup>1</sup>See example comparison of AI models across quality, performance and price: [artificialanalysis.ai](https://artificialanalysis.ai)

**Topic 2: LLM for B2B 6G Services** where the 6G network empowers LLMs to offer intelligence services to 6G customer's use cases. For example, [12] proposes a split learning framework where small LLMs ( $\leq 10B$ ) are installed through RAN connection on end user's mobile devices to provide multi-modal user input interface and execute the intelligence tasks allocated by large LLMs ( $> 10B$ ) installed on edge (or cloud) servers. The large LLMs maintain a Digital Twin (DT) connected to an internal memory database (communication history with small LLMs) and an external RAG database for decision grounding. In general, this application topic mainly focuses on the following areas [12]:

- 1) How do distributed LLM services across the ORAN enable user access?
- 2) How can LLMs enable reliable digital twins (DTs) that capture reasoning, planning, verification and reflection?
- 3) How to create context-driven communication (e.g., semantic-, task-aware)?
- 4) How to create context-aware integrated communication and sensing (ISAC)?

**Topic 3: LLM for Native 6G Services** where LLMs are utilised (e.g., in xApps and rApps) for autonomous 6G network management. The general workflow is that: first, the LLMs perceive the communication environment semantics by parsing the multi-modal input data either from user input or network sensors (leveraging their embedded and extended domain knowledge and semantic understanding capabilities); then, LLMs make informed decisions in real-time to adjust networking parameters or allocate networking resources to improve communication QoS; and last, LLMs keep evolving themselves by distributed learning techniques from past experiences and new scenarios.

In fact, works under Topic 3 can be regarded as indirect enablers for those in Topic 2 since, after all, the enhancement of 6G network capabilities is for and evaluated by the QoS of serviced use cases. Hence, the focal point is the definition of networked use cases and their dynamic networking specifications, and we hereby identify the following limitation:

**Limitation 4 Absence of Automated Network Specification Tool** In all these cases, the general assumption is that 6G already has a set of services (semantic-aware ISAC, DTs, edge LLM access) and well-defined specifications (data rate, latency, reliability), and the use cases engage with these services and capabilities in well-defined ways. However, what if the use case innovators do not know what services or capabilities they need or are available in the designing or operating phase? We expect 6G ORAN to attract many innovators with *plug-and-play* business use cases of a diverse range of demands [4]. In these situations, we may need LLMs to play a different role, one where they help the use case innovators to specify 6G network requirements in real-time based on the usage context.

## IV. PROTOTYPE OPERATION

To address the limitations above, we initiate a crowd-sourced knowledge database for 6G use cases with their corresponding specifications and implement an extensible user interface for stakeholders to perform automatic use case

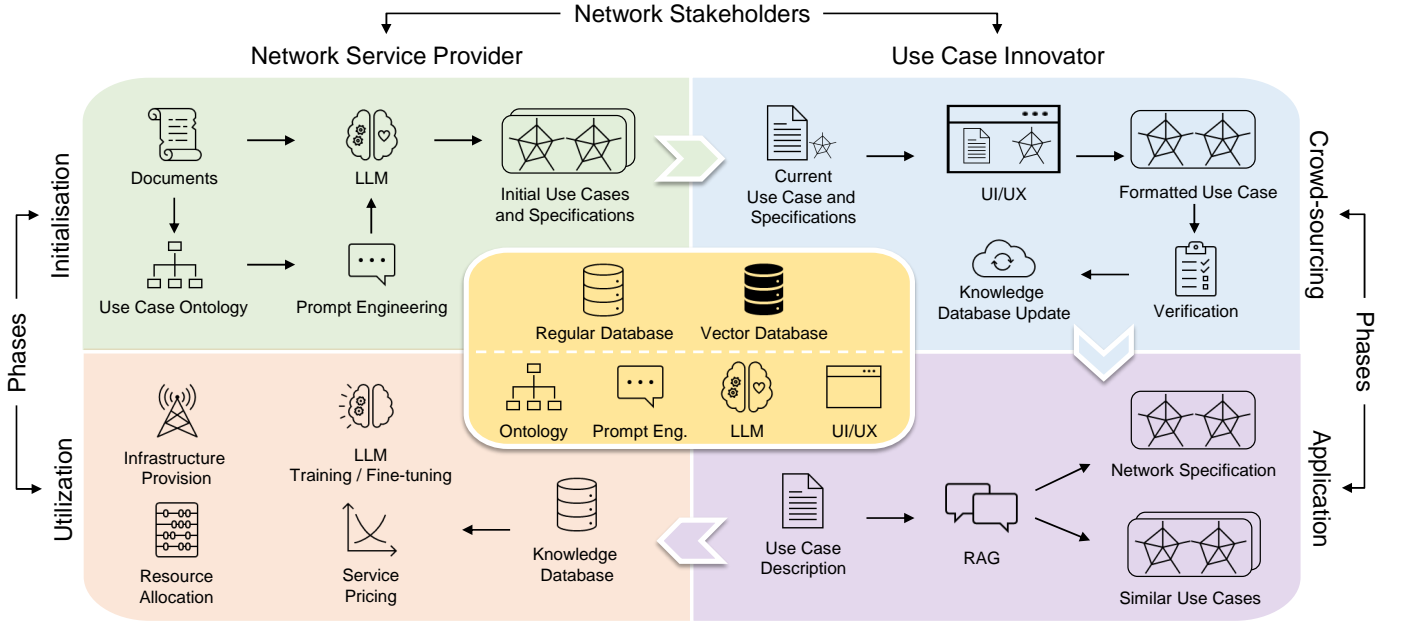


Fig. 3. Overview of our 6G use case knowledge database initiative, the RAG architecture and the operation phases.

extraction and specification generation powered by a RAG architecture. Fig. 3 overviews our design, which contains four operation phases (network service provider initialisation phase, use case innovator crowd-sourcing phase, use case innovator application phase and service provider utilisation phase) and six essential functional components (use case ontology, prompt engineering, LLMs, UI/UX, regular database and vector database). The phases are discussed in a top-down fashion in the following subsections.

#### A. Network Service Provider Initialisation

This phase initiates the knowledge database with seed use cases and corresponding network specifications. LLMs are utilised via prompt engineering to extract the use case knowledge from the given documents (network standards, white papers, publications, etc.) and format them according to the use case ontology.

**Use Case Ontology** As discussed in Limitations 1 and 2, a single use case comprises a dynamic list of networked communication sub-processes, each requiring distinct network specifications tailored to its individual needs. To embrace the flexibility of the network requirements, we link the communication processes to the 6G capabilities (e.g., *hyper-reliable low-latency communication*, *massive communication*). The ontology can be designed manually by networking experts or automatically by LLMs [13]. Fig. 4 presents a minimalist ontology for use cases and their networked communication processes illustrated as class diagrams using Unified Modeling Language (UML) for easy implementation and flexible extension. Both use cases and their communication processes are indexed by the *id* attribute and described by the *name* and *description* attributes, which are essential for semantic matching in the RAG retrieval phase. A use case contains multiple

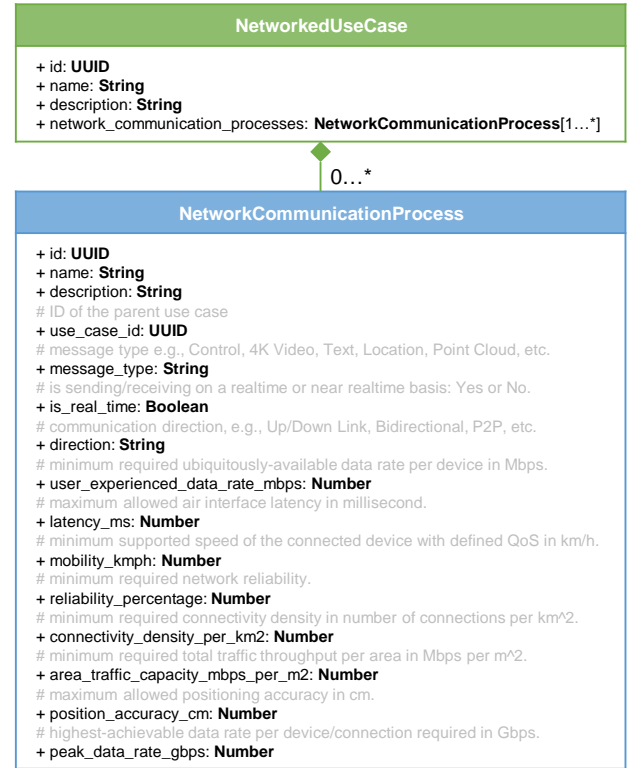


Fig. 4. Use case ontology presented as class diagrams in UML.

communication processes. Each communication process represents a single wireless connection served by a single network slice for a single communication purpose established at any time (*is\_real\_time*) of the use case life-cycle for either transmitting or receiving (*direction*) messages of a specific type (*message\_type*). These three metadata attributes (*is\_real\_time*, *direction* and *message\_type*) are explicitly introduced to as-



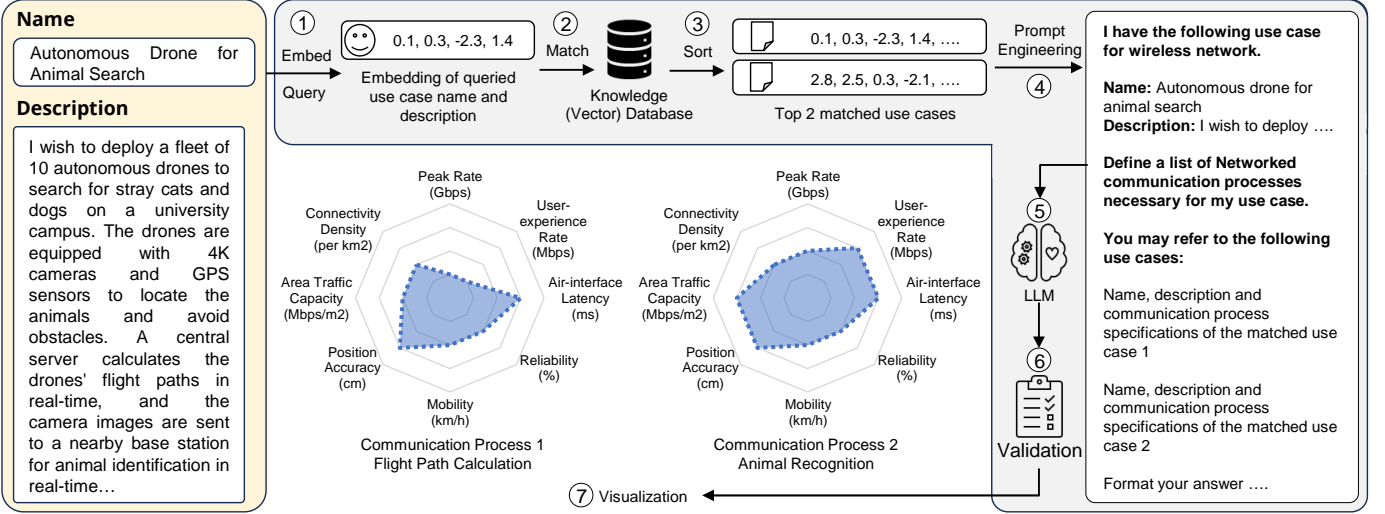


Fig. 5. Illustration of the core RAG workflow for automatic network specification generation for user-described use cases.

sist the inference of the remaining network specification attribute values leveraging the chain-of-thought philosophy. Eight typical network specification metrics for wireless use cases are considered, i.e., *user\_experienced\_data\_rate\_mbps*, *latency\_ms*, *mobility\_kmps*, *reliability\_percentage*, *connectivity\_density\_per\_m2*, *area\_traffic\_capacity\_mbps\_per\_m2*, *position\_accuracy\_cm* and *peak\_data\_rate\_gbps*, whose value ranges can be configured by network service providers or automatically derived from the initialisation documents utilising LLMs.

**Knowledge Database Design** The knowledge database comprises a regular and a vector database, storing the raw textual data and vector embedding of the use cases, respectively. Hence, the vector database is used for semantic matching during the RAG retrieval process, and the raw textual data of the matched use cases are then extracted from the regular database to compose the final prompt context.

**UI/UX Design** A Web-based user interface is developed to facilitate the use case ontology configuration, document submission, LLM selection, prompt customisation and use case validation in the initialisation phase.

### B. Global Innovator Contribution

A web-based user interface is developed where use case innovators can describe their networked use cases and the encompassed communication processes with network specifications. The contributed use cases will automatically be verified by LLMs or manually by domain experts before being merged into the knowledge database. The verification process is essential to ensure the authenticity of the knowledge database, and based on this, the trustworthiness of the specification results in the user application phase.

### C. Use Case Innovator Application

For novice use case developers, a concise description of the intended networked application is all the system needs to suggest the necessary communication processes and infer the

corresponding network specifications. In addition, similar use cases matched during the RAG retrieval process will also be returned to the developer for reference. Fig. 5 illustrates the core workflow of the RAG process during automatic network specification generation, which includes the following steps:

- 1) The name and description of the use case are embedded into numeric vectors via embedding models (e.g., *text-embedding-ada-002* model by OpenAI). The vector captures the semantic meaning of the queried use case description.
- 2) All the use cases stored in the knowledge database are matched with the query and sorted by the semantic distance (e.g., via cosine similarity). Due to the limited context length, only the top-matched use cases (e.g., top 2) from the knowledge database are selected as the final retrieval results.
- 3) Appropriate prompt engineering (e.g., templates) can be applied to integrate the queried and retrieved use cases into a single LLM prompt and feed into an LLM for RAG-informed generation.
- 4) The use case ontology is used to derive the desired LLM output format and implement the output parser, which returns a list of structured communication processes.
- 5) Radar (or spider) charts are used to visualise each communication process's numerical network specification metrics.

Advanced prompt engineering techniques such as user query pre-processing and retrieval result post-process (e.g., re-ranking, transformation, filtering) are applicable but omitted for brevity in the Illustration.

### D. Network Service Provider Utilization

The use case knowledge database aims to bridge the communication gap between network service providers and use case innovators. The community-contributed use cases and specifications are valuable references for future service-level agreements. With such knowledge, network service providers

### Contribute New Use Cases

We welcome any type of 6G networked use case. Please view the [Terms and Conditions](#) before you contribute. Thank You.

**Step 1: Enter your OpenAI API Key**

.....

**Step 2: Name your use case** (Click to try an example)

Autonomous Drone Fleet for Animal Search

**Step 3: Describe your use case in detail especially for networked functionalities.** (Click to try an example)

I wish to deploy a fleet of 10 autonomous drones to search for stray cats and dogs on a university campus. The drones are equipped with 4K cameras and GPS sensors to locate the animals and avoid obstacles. A central server calculates the drones' flight paths in real-time, and the camera images are sent to a nearby base station for animal identification in real-time.

**Step 4: Infer Network Specifications** (Optional) **Step 5: Add A Communication Process Manually**

**Step 6: View and Adjust Network Specifications:**

Communication Process 1: Drone Flight Path Calculation

**Name**

Drone Flight Path Calculation

**Description**

A central server calculates the drones' flight paths in real-time.

PROPERTY	VALUE
Message Type	Control
Is Real Time	Yes
Direction	DownLink
Area Traffic Capacity (Mbps/m <sup>2</sup> )	10
Connectivity Density (per km <sup>2</sup> )	100000
Experienced Data Rate (Mbps)	50
Peak Data Rate (Gbps)	20
Latency (ms)	1
Mobility (km/h)	100
Position Accuracy (cm)	10
Reliability (%)	99.999

**Drone Flight Path Calculation**

**Delete This Communication Process**

Communication Process 2: Animal Identification

Communication Process 3: Obstacle Avoidance

**Step 7: Contribute Your Use Case**

Fig. 6. Screenshot of our website ([https://ntutangyun.github.io/llm\\_6g\\_frontend](https://ntutangyun.github.io/llm_6g_frontend)) allowing the website user to perform RAG-informed automatic network specification generation and visualization for the described use case and contribute the use case to the public knowledge database.

can better optimise network infrastructure provisioning and develop specialised network resource allocation algorithms. Toward the construction of AI-native 6G networks, the involved AI model training or fine-tuning could also benefit from the authentic use case knowledge in the database to offer trustworthy intelligence for both B2B and native network services. In addition, the database may also provide analytic insights for pricing various network services.

## V. COMMUNITY ENGAGEMENT & FUTURE

Our goal is to showcase RAG-LLM-based automation for future ORAN 6G service innovation. Currently, website users can perform automatic specification retrieval-augmented generation of their described use cases utilizing the knowledge database. We expect the full-stack website, along with the RAG database, to be rolled out in the following three phases of functionality:

- 1) Phase I - User Trials (public): Fig. 6 shows the screenshots of our tool for community trial. One may check out the existing RAG knowledge database, including all the current use cases, their associated telecommunication processes and specifications. One may also contribute their own use cases, which will undergo an automatic RAG-based evaluation and manual confirmation before merging into the knowledge database. Currently, it requires an OpenAI API account, and in the future, we may develop our own secondary LLM to reduce the cost barrier for non-commercial users.
- 2) Phase II - Crowd-sourcing Knowledge Contributions (available but not public): Fig. 3 shows the crowd-sourcing element, whereby expert users can upload technical papers, specifications, and evidence of how different use cases map to 6G functionalities and specifications [14]. This would enrich the RAG and provide more fine-scale tuning of the LLM performance. Currently, this functionality is available but not visible on the website because we need to develop appropriate mechanisms to moderate and ensure high-quality content.
- 3) Phase III - Tertiary Requirements: we will add tertiary requirements to the system related to cyber security and AI. Some of these have formal specifications and requirements, and some do not, and the challenge is to develop appropriate RAG databases to reflect this.

We call for community feedback with votes and comments, as well as the contribution of novel use case specifications and documentation to enrich the shared knowledge database in subsequent phases.

Looking into the future, we also hope the research can inform real-time network control capabilities where dynamic service specifications can be generated faster and drive semantic-based network optimisation [15]. For example, the LLM outputs may inform/contextualise the attention space of reinforcement-based RAN Intelligent Controller (RIC).

## VI. CONCLUSION

6G future networks are envisioned to surpass previous generations in many networking capabilities and provide ubiquitous computation resources for both the network itself and the networked use cases. However, there is a knowledge gap between the network service providers and the use case innovators regarding the detailed network service specifications for the ever-changing use cases. To bridge the gap, we propose a public future use case knowledge database initiative and implement a RAG-empowered automatic network specification generation prototype for the telecommunication community.

We have shown not only the relevant literature around the technologies in this area (ORAN Apps, 6G, RAG-based LLMs) but also designed and publicly released a prototype.

We hope the framework will prove beneficial to network service providers in infrastructure planning and resource allocation, use case innovators in the development of future use cases, and the entire telecommunication community towards knowledge-empowered autonomous future networks.

## REFERENCES

- [1] ITU, “M.2160: Framework and overall objectives of the future development of IMT for 2030 and beyond,” 2023. [Online]. Available: <https://www.itu.int/rec/R-REC-M.2160-0-202311-I/en>
- [2] NGMN, “6G use cases and analysis,” 2023. [Online]. Available: <https://www.ngmn.org/publications/6g-use-cases-and-analysis.html>
- [3] C.-C. Chen, M. Irazabal, C.-Y. Chang, A. Mohammadi, and N. Nikaein, “Flexapp: Flexible and low-latency xapp framework for ran intelligent controller,” in *IEEE International Conference on Communications*, 2023.
- [4] M. Polese, M. Dohler, F. Dressler, M. Erol-Kantarci, R. Jana, R. Knopp, and T. Melodia, “Empowering the 6g cellular architecture with open ran,” *IEEE Journal on Selected Areas in Communications*, vol. 42, no. 2, pp. 245–262, 2024.
- [5] F. A. Bimo, R.-G. Cheng, C.-C. Tseng, C.-R. Chiang, C.-H. Huang, and X.-W. Lin, “Design and implementation of next-generation research platforms,” in *IEEE Globecom*, 2023.
- [6] O. Orhan, V. N. Swamy, T. Tetzlaff, M. Nassar, H. Nikopour, and S. Talwar, “Connection management xAPP for O-RAN RIC: A graph neural network and reinforcement learning approach,” in *IEEE International Conference on Machine Learning and Applications*, 2021, pp. 936–941.
- [7] M. Eskandari, S. Kapoor, K. Briggs, A. Shojaeifard, H. Zhu, and A. Mourad, “Smart interference management xapp using deep reinforcement learning,” *arXiv preprint arXiv:2204.09707*, 2022.
- [8] P. K. Kakani, H. Djuitcheu, and H. D. Schotten, “Evaluation of xapps and their security in next-generation open radio access networks (ORAN),” *techrxiv*, 2024.
- [9] M. M. Qazzaz, Ł. Kułacz, A. Kliks, S. A. Zaidi, M. Dryjanski, and D. McLernon, “Machine learning-based xapp for dynamic resource allocation in o-ran networks,” *arXiv preprint arXiv:2401.07643*, 2024.
- [10] M. Cosler, C. Hahn, D. Mendoza, F. Schmitt, and C. Trippel, “nl2spec: Interactively Translating Unstructured Natural Language to Temporal Logics with Large Language Models,” in *International Conference on Computer Aided Verification*, 2023, p. 383–396.
- [11] Z. Lin, G. Qu, Q. Chen, X. Chen, Z. Chen, and K. Huang, “Pushing large language models to the 6g edge: Vision, challenges, and opportunities,” *arXiv preprint arXiv:2309.16739*, 2023.
- [12] M. Xu, D. Niyato, J. Kang, Z. Xiong, S. Mao, Z. Han, D. Kim, and K. Lataief, “When Large Language Model Agents Meet 6G Networks: Perception, Grounding, and Alignment,” *arXiv: 2401.07764*, 2024.
- [13] Y. Tang, A. A. B. Da Costa, X. Zhang, I. Patrick, S. Khastgir, and P. Jennings, “Domain knowledge distillation from large language model: An empirical study in the autonomous driving domain,” in *IEEE International Conference on Intelligent Transportation Systems (ITSC)*, 2023, pp. 3893–3900.
- [14] C.-X. Wang, X. You, X. Gao, X. Zhu, Z. Li, C. Zhang, H. Wang, Y. Huang, Y. Chen, H. Haas, J. S. Thompson, E. G. Larsson, M. D. Renzo, W. Tong, P. Zhu, X. Shen, H. V. Poor, and L. Hanzo, “On the road to 6g: Visions, requirements, key technologies, and testbeds,” *IEEE Communications Surveys & Tutorials*, vol. 25, no. 2, pp. 905–974, 2023.
- [15] B. Rong and H. Rutagemwa, “Leveraging Large Language Models for Intelligent Control of 6G Integrated TN-NTN with IoT Service,” *IEEE Network*, pp. 1–1, 2024.

**WEISI GUO (Senior Member, IEEE)** is a Professor of Human Machine Interface at Cranfield University and also with the Alan Turing Institute. Previously, he was with the University of Cambridge, the University of Sheffield, and the University of Warwick. He is the winner of several IEEE Best Paper and IET Innovation awards in communications and currently co-leads the EPSRC 6G Future Communications Hubs in Distributed Computing and EPSRC Trustworthy Autonomous Systems Node in Security. He has published over 150 journal papers, mostly on networking and autonomy, with papers in *Nature*, *Nature Comm.*, and *Nature Machine Intelligence*. He serves as editor of 3 IEEE and 1 Royal Society journals and contributes to emerging standards in wireless and AI.

**YUN TANG (Member, IEEE)** is a post-doctoral research fellow with Cranfield University from March 2024. He obtained PhD in Jan 2023 at Nanyang Technological University, Singapore and joined the University of Warwick as a research fellow from Feb 2023 to Mar 2024. His works have been published at several top-tier international conferences, such as IEEE ITSC, IEEE ICRA, and ASE, and in journals such as IEEE TSE and IEEE TIV. Currently, his research focuses on distributed intelligence in future networks.